



DegreeTrack is a web-based tool designed to assist in monitoring a student's academic progress toward degree completion. DegreeTrack also allows students and their advisors to plan for future academic coursework.

The degree audit is a review of a student's past, current, and planned coursework that provides information on completed and outstanding requirements necessary to complete a degree/major/minor/concentration and other additional curricular requirements. The audit is divided into block requirement sections such as Degree, General Education (UG only), and Major Requirements. Each block works like a checklist with boxes that are automatically checked when a requirement is met.

When using DegreeTrack advisors and students will be able to:

- View academic requirements for a degree program
- Determine how completed courses apply to degree requirements
- Identify courses needed to complete degree
- View grades
- View transfer credit earned
- Plan registration for future semesters
- Create what-if audits to process speculative degree requirements

Important note: Students are encouraged to use the degree audit report as a guide when planning registration and long-term progress toward degree completion. It is not a substitute for academic advising. Students are encouraged, and at certain times required, to meet with an advisor prior to course registration. Students should review their degree audit prior to meeting with their academic advisor. The audit is not an official transcript or certification of degree completion.

DegreeTrack is accessed through the Student Profile in Self Service Banner.

Go to InsideTrack

Employee tab

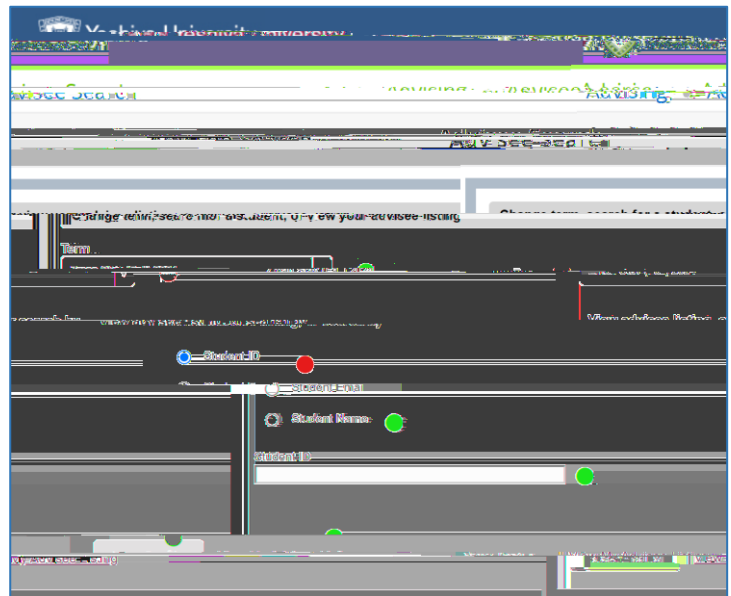
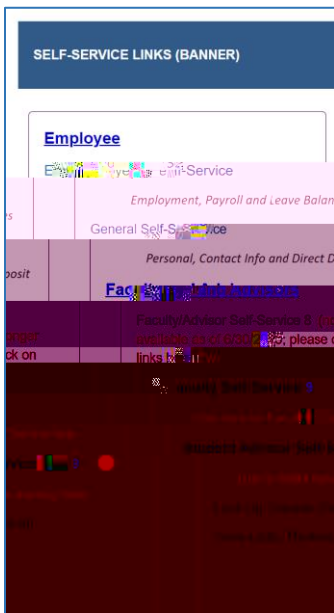
Click Student Advisor Self-Service 9 (SSB)

You will be taken to Self Service for Advisors

Enter Term (or leave on current term)

Enter Student ID or Student Name

Click View Profile



Navigating through the Degree Audit

Finding a student or students

Entering DegreeTrack from a student's profile in SSB brings you directly to the student's degree audit. If you need to navigate to a new student or students, follow these steps.

Components of a Student's Degree Audit

Student ID – Shows the Banner ID for the student

Name – Shows student's name

Search - Use the looking glass to search

Degree – Student's current degree will be displayed here. The drop down menu can be used to switch between primary and secondary degrees if the student is pursuing more than one academic program.

Level – Undergraduate, Graduate, Professional


College – college to which student's program belongs

Classification– Shows academic class: freshman, sophomore, junior, senior or Graduate. This infor(f)-27is infor(f)-27is in(f)-2

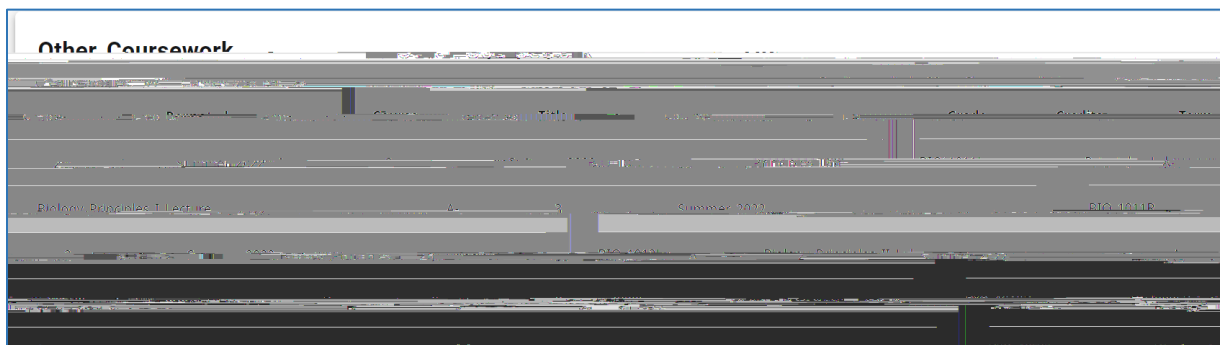
Worksheets

A student's academic record is viewed using the Worksheets tab. The worksheet is made up of the student information header, and a series of blocks


Major blocks include all courses required for a student's major:



Courses not used to fulfill a specific requirement (General Education, major, etc) will fall into the Other Coursework block. Credits may not count toward the program total.



Courses which have been repeated, failed or withdrawn from will fall into the "Insufficient" block.



What-If

The What-If feature allows you select different scenarios:

- 1) view a degree audit including courses you plan to take in the future
- 2) view an audit for a different major or concentration using your current courses.

The screenshot shows the 'What-If Analysis' interface. At the top, there are three checkboxes: 'Use current curriculum' (checked), 'In progress classes' (checked), and 'Preregistered classes' (unchecked). Below these are three dropdown menus: 'Degree' (set to Bachelor of Arts), 'Level', and 'Catalog year' (set to Fall 2019). The 'Areas of study' section has a 'College' dropdown, a 'Major' dropdown, and a 'Concentration' text input field. At the bottom, there is a table with columns for 'Subject' and 'BIO', and buttons for 'ADD', 'RESET', and 'PROCESS'.

Scenario 1 -What if I change my major or program?

Current coursework under a Different Major/Concentration will display your degree audit if you change major

Uncheck the Use Current Curriculum box

Enter the Areas of Study, including the College.

Use the major, minor, or concentration fields to select a different curriculum

Click PROCESS

